

Using Reminder/Recall in LINKS



What does Reminder/Recall do?

- Reminder/Recall helps identify patients who are due or overdue for vaccines
- Using Reminder/Recall helps keep your patients up-to-date with recommended vaccines
- This can also help increase your clinic or organization's immunization rates



- Main
 - Home
 - Logout
 - Select Application
 - Select Organization
 - Select Facility
 - Select Pin
 - Document Center
 - Help
 - MyIR
- Dashboard
- Favorites
- Patient
 - Search/Add
 - Demographics
 - Remote Registry
 - Manage Population
- Waitlist
- Vaccinations
 - View/Add
 - Forecast
 - Summary
- Exec. Dashboard
- Lead
- Organization
- Facilities
 - Search/Add
 - Search Results
 - Detail
- Physicians & Vaccinators
- Orders/Transfers
- Reports
- Settings
 - Personal
 - Forecast
 - HL7 Uploads
- Reminder/Recall
 - Reminder/Recall
 - Run Templates
 - Create Templates
 - Manage Cohort



How do you want to run this Reminder/Recall?

Include Inactive Patients (Excluding deceased)

Due Date Timeframe:

State Level Status:

County Level Status:

County / Parish:

Who do you want to Contact?

Patient Location: Facility

Organization Group

Patient Age Range Years Years

Patient Birth Date From Through

Patient Gender

Exclude patients who were sent a notification in the last: Days Weeks Months Years

Which vaccines would you like to include?

Vaccine Group	HPV 1 DOSE Number of doses in this series
HPV	1

I only want to see my patients who are:

Due for all selected vaccines

One dose away

One visit to complete the series

Navigation: Reminder/Recall



Choose your due date time frame

The timeframe will default to "Due Now" if not specified

Make sure your org/facility or org/facility group are correct

Select a patient age range

Customize this by year, month, day

Options available to narrow down by gender and birthdate

Select a vaccination series or select custom which allows you to pick and choose specific vaccines

Next Steps: Generated Patient List

1

2































3

What patients do you want to add to your recall group?

Remove Patients who don't have an available

Name Phone Address Email

Remove Patients who have received more than notifications.

	Last	First	Age	Vaccines Due	Available Contact Methods	R/R Attempts	Reason for Inactivation
<input checked="" type="checkbox"/>			13	1	  	0	Select
<input checked="" type="checkbox"/>			16	1	  	0	Select
<input checked="" type="checkbox"/>			15	1	  	0	Select
<input checked="" type="checkbox"/>			13	1	  	0	Select
<input checked="" type="checkbox"/>			14	1	  	0	Select
<input checked="" type="checkbox"/>			16	1	  	1	Select
<input checked="" type="checkbox"/>			16	1	  	0	Select
<input checked="" type="checkbox"/>			16	1	  	0	Select
<input checked="" type="checkbox"/>			14	1	  	0	Select
<input checked="" type="checkbox"/>			15	1	  	0	Select

Showing 1 to 10 of 1,712 entries

PreviousNext



Export Patient List



Submit

- You can remove patients without any of the following information: Name, Phone Number, Address or Email
- You can remove patients who have been sent notifications and you can select the amount of attempts

- After parameters have been set you can:
 - Export Patient List
 - Generates a list in excel format
 - Includes patient SIIS and detailed patient information
 - Large lists may take a few minutes to generate
 - Submit: Allows you make selections on how to utilize this patient group



Recall Group Options

Reminder/Recall

1 2 3

1712 1557 1282 148 1

What do you want to do with your selected recall group?

- Generate A Patient List
- Print Letters
- Generate Auto-Dialer Content
- Generate Mail-Merge
- Create Custom Post Cards
- Create Avery 8387 Postcards
- Print Labels
- Save As a Patient Group (Cohort)
- Send Email

- The symbols on top represent the number of patients, addresses, phone numbers/cell numbers and email addresses
 - We encourage adding as much information as you can on the patient demographics page
- Once you have made your selections/have your recall group you can generate:
 - A list of patients who are past due with details
 - Letters that can be printed for you to send out
 - Custom postcards alerting patient on vaccines that are due
 - Email notifications can be used if patient has updated information on demographic page
 - An auto-dialer message that you can use through 3rd party phone service for generated phone call



Questions?

Contact your Regional Team:

Metro Region 1

Vanessa Hargrove
504-599-0128

Vanessa.Hargrove@la.gov

Capitol Region 2

Cindy Aydell
225-342-2046

Cindy.aydell@la.gov

Region 3

Amanda Melancon
985-449-4712

Amanda.Melancon@la.gov

Acadian Region 4

Allen Franks
337-262-5620

Region4Vaccine@la.gov

Southwest Region 5

Shonna McCarthy-Lewis
337-475-3245

Shonna.McCarthy-Lewis@la.gov

Central Region 6

Lavillian Jordan
318-487-5264

Lavillian.Jordan@la.gov

Northwest Region 7

Tara J Black
318-676-7926

tara.black@la.gov

Northeast Region 8

E. Joy Jordan
318-361-7217

Joy.Jordan@la.gov

Region 9

Haley Young
985-543-4941

haley.young@la.gov

